

Adjustable, Self-Closing Hinges for heavy/high-traffic gates up to 155 lb (70kg)



TCHD1AS3 – METAL



TCHD1S3 – METAL/VINYL/WOOD



TCHD2L2S3 – VINYL/WOOD

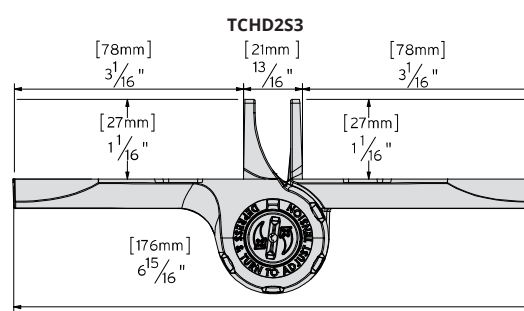
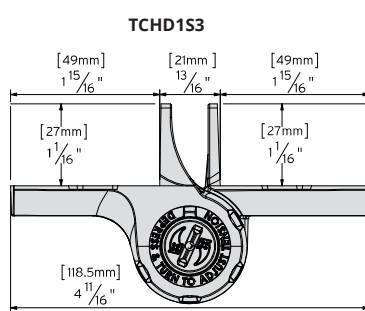
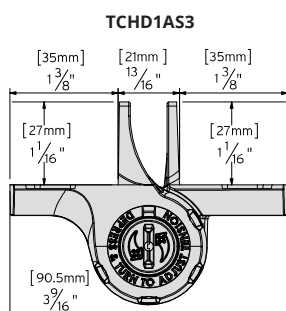


TruClose[®] Hinge Safety Cap

Optional use. Helps prevent toddlers from using bottom hinge as a climbing foothold.

CODE: TCHDCAPS3

- Suitable for use on pool and child safety gate applications
- D&D-patented tension adjustment
- Won't rust, bind, sag or stain
- Adjust tension from either end (adjustment always facing up)
- UV-stabilized, industrial-strength polymer construction
- Self-lubricating durability; requires no maintenance
- Internal stainless steel closing spring
- Trim Cover options - Gloss Black, White, Brushed or Chrome
- Hinges sold as pairs, Hinge Safety Caps as single units






CODE	TRIM FINISH	GATE MATERIAL	SIDE LEGS	IDEAL GATE GAP	GAP VARIANCE
TCHD1AS3BT	Black	Metal	-	3/4" (19mm)	3/8"-1" (9-25mm)
TCHD1AS3WT	White	Metal	-	3/4" (19mm)	3/8"-1" (9-25mm)
TCHD1AL1S3BT	Black	Metal	1 Leg	3/4" (19mm)	3/8"-1" (9-25mm)
TCHD1AL2S3WT	White	Metal	2 Legs	Fixed at 13/16" (21mm)	-
TCHD1AL2S3BT	Black	Metal	2 Legs	Fixed at 13/16" (21mm)	-
TCHD1S3BT	Black	Metal/Wood/Vinyl	-	3/4" (19mm)	3/8"-1" (9-25mm)
TCHD1L2S3BT	Black	Metal/Wood/Vinyl	2 Legs	Fixed at 13/16" (21mm)	-
TCHD2L1S3BT	Black	Vinyl/Wood	1 Leg	3/4" (19mm)	3/8"-1" (9-25mm)
TCHD2L2S3BT	Black	Vinyl/Wood	2 Legs	Fixed at 13/16" (21mm)	-
TCHDCAPS3	Black	Safety Cap	-	-	-



ALIGNMENT LEGS

"L2" & "L1" models:
Quick-fit alignment legs
for faster installation and
added fixing strength.
Two legs provide secure,
double-face fixing.



* D&D's White Polymer range may discolour over time.
Aesthetic changes/discoloration etc. are not covered under D&D's **PRODUCT WARRANTY**.
Visit our white hardware cleaning tips [HERE](#).